



SAMPATH & RAMESH

CHARTERED ACCOUNTANTS

(Regd. No. (FRN) 005947S)

INDEPENDENT AUDITOR'S REPORT

To

The Managing Trustee

CENTRE FOR PEOPLE'S FORESTRY
SECUNDERABAD.

Report on the Financial Statements:

We have audited accompanying **consolidated** financial statements of **CENTRE FOR PEOPLE'S FORESTRY ("the Trust")** H.No. 12-13-483/39, 1st Floor, Lane 6, Street No.14, Nagarjuna Nagar, Colony, Tarnaka, Secunderabad -500017 Telangana, which comprise Balance Sheet as at 31st March 2014 and annexed Income & Expenditure Account and Receipts & Payments Account for the year ended, and a summary of significant accounting policies and other explanatory information.


Management's Responsibility for the Financial Statements:

Management is responsible for the preparation of these financial statements in accordance with the Trust Act and accounting principles generally accepted in India. This responsibility includes the design, implementation and maintenance of internal control relevant to the preparation and presentation of the financial statements that give a true and fair view and are free from material misstatement, whether due to fraud or error.

Auditor's Responsibility:

Our responsibility is to express an opinion on these financial statements based on our audit. We conducted our audit in accordance with the **Standards on Auditing** issued by the **Institute of Chartered Accountants of India**. Those Standards require that we comply with ethical requirements and plan and perform the audit to obtain reasonable assurance about whether the financial statements are free from material misstatement.

An audit involves performing procedures to obtain audit evidence about the amounts and disclosures in the financial statements. The procedures selected depend on the auditor's judgment, including the assessment of the risks of material misstatement of the financial statements, whether due to fraud or error. In making those risk assessments, the auditor considers internal control relevant to the Trust preparation and fair presentation of the financial statements in order to design audit procedures that are appropriate in the circumstances. An audit also includes evaluating the appropriateness of accounting policies used and the reasonableness of the accounting estimates made by management, as well as evaluating the overall presentation of the financial statements.



We believe that the audit evidence we have obtained is sufficient and appropriate to provide a basis for our audit opinion.

Opinion:

In our opinion and to the best of our information and according to the explanations given to us, the financial statements give the information required by the Trust Act in the manner so required and give a true and fair view in conformity with the accounting principles generally accepted in India:

- (a) in the case of the Balance Sheet, of the state of affairs of the Trust as at 31st March 2014;
- (b) in the case of the Income & Expenditure Account of the excess of expenditure over income for the year ended on that date.
- (c) In the case of Receipts & Payments Account, of the cash Flows for the period ended on that date.

For SAMPATH & RAMESH
Chartered Accountants
(FRN 005947S)



(CA.KRISHNA REDDY.A)
Partner M. No: 204755

Place: Hyderabad.

Date: 14.07.2014

PAN : **AAATC3855B**

RANGE : ADIT - Exemptions

ASSESSMENT YEAR : 2014-15

NAME AND ADDRESS OF THE ASSESSEE : **CENTRE FOR PEOPLE'S FORESTRY - CPF**
H.No. 12-483/39, Street No.14, Lane 6
Nagarjuna Nagar Colony,Tarnaka,
Secunderabad - 17.

STATUS : AOP (Regd.Trust)

RESIDENTIAL STATUS : R & OR

Previous year ending : 31.3.2014

COMPUTATION OF TOTAL INCOME

Particulars	Amount Rs.	Amount Rs.
Voluntary Contributions & Income received during the year		19,440,535
Net: Voluntary Contributions & Income received during the year		19,440,535
Less: 15% of income		2,916,080
Net Income to be applied for Charitable Objects		16,524,455
Income applied during the financial year for Charitable purposes exclusive of Depreciation	20,938,699	
Non-Recurring Expenditure - Capital Expenses	81,775	
Income applied including the earlier year		21,020,474
Taxable Income		NIL
TDS		18,546
Tax Refundable		<u>18,546.00</u>

for Centre for People's Forestry




Dr.D.Suryakumari
Director


CENTRE FOR PEOPLE'S FORESTRY

H.No.12-13-483/39, Street No.14, Tarnaka, Secunderabad - 500 017



CONSOLIDATED RECEIPTS & PAYMENTS ACCOUNT DURING THE PERIOD FROM 01.04.2013 to 31.03.2014.

RECEIPTS	31.03.2014 Amount Rs	31.03.2013 Amount Rs	PAYMENTS	31.03.2014 Amount Rs	31.03.2013 Amount Rs
Opening Balance			General Support Grant (Ford Foundation)	3,562,108	2,156,480
Cash in Hand	23,152	8,614	Community based watershed management, bamboo harvest and adda leaf regeneration -Ford Foundation		2,190,176
Cash at SBI Lalaguda Branch-FC	279,617	765,383	Strengthening of Community forest resource management rights under FRA(Oxfam India)	765,397	1,005,428
Cash in State Bank of India(BfdW-EED)-FC	7,681	1,000	Strengthening VSSs (CWS)	601,000	598,000
Cash at Corporation Bank, Tarnaka	274,488	512,254	Holistic Development of FRA individual Title Holders (Tribals) and Sustainable Management of Community forest Resources in Andhra Pradesh(BfdW-EED)	6,023,895	5,410,860
Cash at SBI (Indian Funds-Lalaguda)	9,000	7,369	Facilitating Readiness to Develop Community Forest Carbon Project in VSS, Narsapur Range(CFI)	78,639	321,361
Cash at Bank of Baroda(JTT)	253,745	657,297	Holistic Development of Chenchu community in NSTR with due reagrd to conservation(JTT)	6,276,376	3,723,125
Cash at SBH(TDF-Admin)	9,022	1,801	IWMP project activities(IWMP-K)	1,063,770	888,806
Cash at SBH(IWMP- Admin)	999,385	553,041	IWMP project activities(IWMP-M)	1,012,140	723,554
Fixed Deposits with SBI Lalaguda-FC	2,300,000	3,000,000	Enabling Practical Just and Sustainable Forest Use (ELDF)	45,775	278,772
Fixed Deposits with BoB-Indian Funds	3,500,000	-	Maa thota program(TDF-NABARD)	866,089	543,096
Cash in SBI (JTT at Sunnipenta)	1,366	1,000	Audit fee paid	60,674	38,200
Grants received during the year			General Activities	3,683	421,825
Strengthening of Community forest resource management rights under FRA (Oxfam-India)	1,000,000	1,000,000	Enhancing productivity of natural resources in forest fringe rain fed areas in (5) IWMP projects of Andhra Pradesh(CRD)	389,282	140,787
Holistic Development of FRA individual Title Holders (Tribals) and Sustainable Management of Community forest Resources in Andhra Pradesh (BfdW-EED)	6,053,340	5,392,598	Grant from ITDA-Malkangiri towards facilitation of FRA claims process in Malkangiri	29,955	
Enabling Practical Just and Sustainable Forest Use (ELDF)	38,240	250,895	Preparation of IWMP DPRs in AP(CRD)	1,860	
WASSAN	36,075	68,530	Consultancy charges received from SERP for Yanadi Socio ecoomic study in Nellore	144,154	
Samyogita		17,510	Consultancy charges received from WASSAN (SLNA-Chattisgarh)	30,075	
General Support Grant (Ford Foundation)	4,024,356	3,576,773	Provident fund Paid	25,817	
Strengthening VSSs (CWS)	601,000	558,696	Consultancy charges paid	15,169	
Sale of 4 Wheeler		150,000	Deposits		
Facilitating Readiness to Develop Community Forest Carbon Project in VSS, Narsapur Range, Medak Division (CFI)		400,000	Rental Deposit	13,000	3,500
Environment and climate change program for volunteer engagement with young executives (EWI-India)		50,289			
Balance c/f	19,410,467	16,973,050	Balance c/f	21,008,858	18,443,970



CENTRE FOR PEOPLE'S FORESTRY

H.No.12-13-483/39, Street No.14, Tarnaka, Secunderabad - 500 017


CONSOLIDATED RECEIPTS & PAYMENTS ACCOUNT DURING THE PERIOD FROM 01.04.2013 to 31.03.2014

RECEIPTS	31.03.2014 Amount Rs	31.03.2013 Amount Rs	PAYMENTS	31.03.2014 Amount Rs	31.03.2013 Amount Rs
Balance b/f	19,410,467	16,973,050	Balance b/f	21,008,858	18,443,970
Holistic Development of Chenchu community in NSTR with due reagrd to conservation(JTT)	3,044,000	6,786,000	Advances		
Grant received from Rural Development(IWMP-K)	733,272	1,240,000	Programme Advance	158,696	149,664
Grant received from Rural Development(IWMP-M)	256,422	831,000	Grant Returnd to Oxfam India		667,088
Grant received from NABARD-TDF Consultancy from Vanasamakhya	1,547,400	499,700			
Enhancing productivity of natural resources (land, water & vegetation) in forest fringe rain fed areas in (5) IWMP projects of Andhra Pradesh (SLNA project)	511,617	91,000	By Closing Balance		
Consultancy charges received from SERP for Yanadi livelihood study in Nellore	128,670		Cash in Hand	18,248	23,152
Grant from SLNA towards preparation of 7 IWMP DPRs in AP	875,000		Cash at SBI Lalaquda Branch-FC	328,973	279,617
Grant from ITDA-Malkangiri towards facilitation of FRA claims process in Malkangiri	117,000		Cash at Corporation Bank(Indian Funds)	611,511	274,488
General Activities-Indian Funds	86,537	15,468	Cash at State Bank of India (Indian Funds)	59,155	9,000
Bank Interest			Cash at Bank of Baroda(JTT)	680,028	253,745
On SB Account with SBI-FC	57,130	50,925	Cash at SBH(TDF-Admin)	668,147	9,022
On Fixed Deposits-FC	106,904	213,803	Cash at SBH(IWMP- Admin)	40,390	999,385
On SB with Corporation Bank (Indian Funds)	6,013	8,788	Fixed Deposits with SBI -FC	3,000,000	2,300,000
On SB with SBI, lalaguda(BfdW-EED)	11,920	26,530	Fixed Deposits with BOB	500,000	3,500,000
On SB with SBI, lalaguda(Indian Funds)	1,074	1,051	Fixed Deposits with Corporation Bank		
On SB with SBH, Utnoor(TDF)	619	5,238	Cash in SBI(BfdW-EED)-FC	3,073	7,681
On SB with BOB, Tarnaka(JTT)	27,422	13,465	Cash in SBI (JTT at Sunnipenta)	1,366	1,366
On FD with BOB, Tarnaka(JTT)	148,799	23,416	Cash at SBH(IWMP- P.Sunnapuram)	1,000	
On SB with SBH, Narnoor(IWMP)	9,179	10,246	TDS		5,515
On SB with SBI, Sunnipenta(JTT)	-	166			
On Fixed Deposits-Corporation Bank (Non-Depoists)	-	4,062			
Rental Deposits		3,000			
Refund of Advances					
Programme Advances Refunded		76,785			
	27,079,445	26,923,693		27,079,445	26,923,693

As per our report of even date attached

for **SAMPATH & RAMESH**
Chartered Accountants
FRNo.005947S

(A.KRISHNA REDDY)
Partner
M.No: 204755
PLACE : HYDERABAD
DATE : 14.07.2014



for **CENTRE FOR PEOPLE'S FORESTRY**

(Dr.D.SURYAKUMAR)
Director



(Dr.URMILA PINGLE)
Managing Trustee

[Handwritten signatures of Dr. D. Suryakumar and Dr. Urmila Pingle]

CENTRE FOR PEOPLE'S FORESTRY

H.No.12-13-483/39, Street No.14, Tarnaka, Secunderabad - 500 017



CONSOLIDATED INCOME & EXPENDITURE ACCOUNT FOR THE YEAR ENDING 31.03.2014.

PARTICULARS	Schedule No	31.03.2014 Amount Rs	31.03.2013 Amount Rs
INCOME:			
Grant Received from	8		
The Ford Foundation, New Delhi		4,024,356	3,576,773
BfdW-EED		6,053,340	5,392,598
Oxfam India		1,000,000	1,000,000
CWS, Secunderabad		601,000	558,696
EWI-India			50,289
CFI			400,000
WASSAN(unspent grant under Ford Foundation Project)			68,530
Samyogita (unspent grant under Ford Foundation Project)			17,510
ELDF		42,489	278,772
Grant received from RD for IWMP-Khandow		733,272	1,240,000
Grant received from RD for IWMP-Mangrool		256,422	831,000
Grant received from NABARD for Maa Thota Program		1,547,400	499,700
Jamsetji Tata Trust(JTT)		3,044,000	6,786,000
CRD-SLNA(Action research project)		511,617	91,000
Grant from SLNA for Preparation of DPRs in AP and Telangana		875,000	
Grant received from ITDA for facilitation of FRA in Malkangiri		117,000	
Consultancy from Vanasamakhya			50,000
Consultancy charges received from SERP for Yanadi Socil economic study in Nellore		142,967	
Consultancy Expenditure WASSAN		36,075	
General Receipts-NFC		86,537	15,468
Other Income:			
Bank Interest		269,060	357,690
Bank interest on Core fund		100,000	
		19,440,535	21,214,026
EXPENDITURE:			
Community based watershed management, bamboo harvest and adda leaf regeneration -Ford Foundation			2,190,176
Holistic Development of FRA individual Title Holders (Tribals) and Sustainable Management of Community forest Resources in Andhra Pradesh(BfdW-EED)	9	6,053,895	5,403,977
General Support Grant -Ford Foundation	10	3,519,976	1,459,182
Strengthening of Community forest resource management rights under FRA(Oxfam India)	11	765,397	1,005,428
Strengthening VSSs (CWS)	12	601,000	601,000
Facilitating Readiness to Develop Community Forest Carbon Project in VSS, Narsapur Range, Medak Division(CFI)		78,639	321,361
IWMP-Khandow	13	1,132,512	892,806
IWMP-Mangrool	14	1,017,140	691,378
Maa thota(TDF)	15	873,780	543,265
Holistic Development of Chenchu Livelihood(JTT)	16	6,258,526	3,748,294
Enabling Practical Just and Sustainable Forest Use (ELDF)		45,775	278,772



S



CENTRE FOR PEOPLE'S FORESTRY

H.No.12-13-483/39, Street No.14, Tarnaka, Secunderabad - 500 017



CONSOLIDATED INCOME & EXPENDITURE ACCOUNT FOR THE YEAR ENDING 31.03.2014.

PARTICULARS	Schedule No	31.03.2014 Amount Rs	31.03.2013 Amount Rs
Enhancing productivity of natural resources (land, water & vegetation) in forest fringe rain fed areas in (5) IWMP projects of Andhra Pradesh(Action research)	17	389,282	140,787
Consultancy Expenditure for WASSAN (SLNA-Chattisgarh)		30,075	
Consultancy Expenditure for SERP for Yanadi Socil economic study in Nellore		137,204	
Facilitation of FRA in Malkangiri (ITDA Malkangiri)		29,955	
Preparation of IWMP DPRs in AP		1,860	
Other Expenditure:			
Grant returned to Oxfam India			667,088
General Expenditure		3,683	405,325
Depreciation	4	265,271	285,225
TDS written off			33,491
Fixed Assets became scrap and obsolete to written off			168,938
		21,203,970	18,836,493
Surplus/Deficit for the year (Transfer to Balance Sheet)		(1,763,435)	2,377,533

As per our report of even date attached
for **SAMPATH & RAMESH**
Chartered Accountants
FRNo.005947S

for **CENTRE FOR PEOPLE'S FORESTRY**

(A.KRISHNA REDDY)
Partner
M.No: 204755
PLACE : HYDERABAD
DATE : 14.07.2014



(DR.D.SURYAKUMARI)
Director

(DR. URMILA PINGLE)
Managing Trustee




CENTRE FOR PEOPLE'S FORESTRY

H.No.12-13-445, Street No.1, Tarnaka, Secunderabad - 500 017



SCHEDULES FORMING PART OF BALANCE SHEET AS AT 31.03.2014

PARTICULARS	Schedule No	AS ON 31.3.2014	AS ON 31.3.2013
Corpus Fund	1	4,000	4,000
Reserves & Surplus			
Specific Reserve	2	8,326,049	5,948,516
Add/less: During the Year (Surplus/Deficit) (Excess of Expenditure over Income)		(1,763,435)	2,377,533
		6,562,614	8,326,049
Interest transferred to Core fund		100,000	
		6,462,614	
Core fund	3	1,500,000	1,500,000
Interest added to Core fund		100,000	
		1,600,000	1,500,000
Fixed Assets:			
Gross Block	4	1,928,591	2,300,979
Fixed assets became scrap and obsolete written off		-	168,938
Less: Depreciation		265,271	285,225
Net Block		1,663,320	1,846,816
Deposits and Advances	5		
Telephone Deposit		4,250	4,250
Rental Deposit		63,400	50,400
Programme Advances <i>-(Annexure-1)</i>		414,729	229,194
Staff Loans <i>-(Annexure - 2)</i>		29,900	67,000
Tax Deducted at Source (TDS)		95,139	76,593
		607,418	427,437
Cash & Bank Balances	6		
Cash in Hand		18,248	23,152
Cash at SBI Lalaguda Branch-FC		328,973	279,617
Cash at Corporation Bank(NFC)		611,511	274,488
Cash at State Bank of India (local)		59,155	9,000
Cash at Bank of Baroda(JTT)		680,028	253,745
Cash at SBH(TDF-Admin)		668,147	9,022
Cash at SBH(IWMP- Admin)		40,390	999,385
Fixed Deposits with SBI -FC		3,000,000	2,300,000
Fixed Deposits with BOB		500,000	3,500,000
Cash in SBI(EED)-FC		3,073	7,681
Cash in SBI (JTT at Sunnipenta)		1,366	1,366
Cash at SBH(IWMP- P.Sunnapuram)		1,000	
		5,911,891	7,657,456
Current Liabilities	7		
Audit fee		59,843	60,674
TDS payable			25,817
Consultancy charges			15,169
Staff salaries payable		56,172	
		116,015	101,660
		8,182,629	9,931,709



CENTRE FOR PEOPLE'S FORESTRY


H.No.12-13-483/39, Street No.14, Tarnaka, Secunderabad - 500 017

CONSOLIDATED BALANCE SHEET AS AT 31.03.2014



PARTICULARS	Schedule No	AS ON 31.03.2014	AS ON 31.03.2013
SOURCE OF FUNDS:			
Corpus Fund	1	4,000	4,000
Reserves & Surplus			
Specific Reserves	2	6,462,614	8,326,049
Core fund	3	1,600,000	1,500,000
		8,066,614	9,830,049
APPLICATION OF FUNDS			
Fixed Assets:	4		
Gross Block		1,928,591	2,300,979
Fixed assets became scrap and obsolete written off		-	168,938
Less: Depreciation		265,271	285,225
Net Block		1,663,320	1,846,816
Current Assets, Loans & Advances			
Deposits and Advances	5	607,418	427,437
Cash and Bank Balances	6	5,911,891	7,657,456
		6,519,309	8,084,893
Less: Current Liabilities & Provisions			
Current Liabilities	7	116,015	101,660
Net Current Assets		6,403,294	7,983,233
		8,066,614	9,830,049

As per our report of even date attached
for **SAMPATH & RAMESH**
Chartered Accountants
FRNo.005947S



(A.KRISHNA REDDY)
Partner
M.No: 204755
PLACE : HYDERABAD
DATE : 14.07.2014

for CENTRE FOR PEOPLE'S FORESTRY

Handwritten signatures of Dr. D. Suryakumari and Dr. Birmila Pingle, and a circular blue stamp of Centre for People's Forestry, Secunderabad.

(DR.D.SURYAKUMARI) (DR. BIRMILA PINGLE)
Director Managing Trustee



CENTRE FOR PEOPLE'S FORESTRY

STATEMENT OF FIXED ASSETS AS ON 31.03.2014 (SCHEDULE-4)

S.No.	DESCRIPTION OF ASSETS	GROSS BLOCK			DEPRECIATION			NET BLOCK				
		As at 31-03-2013	Before 6 Months	After 6 Months	Cost up to 31-03-2013	Dep. Rate	up to 31-03-2013	For the year	Total	Wright of Amount	As at 31-03-2014	As at 31-03-2013
	EED											
1	Computers	12,425			12,425	60%	5,325	7,455	12,780		4,970	12,425
2	Office Equipment	32,503			32,503	10%	2,448	3,250	5,698		29,252	32,503
	Sub Total	44,928	-	-	44,928		7,773	10,705	18,478	-	34,222	44,928
	Oxfam Novib-Core											
1	Computers	(0)			(0)	60%	650,634	(0)	650,634		(0)	(0)
2	Office Equipment	186,218			186,218	10%	204,136	18,622	222,758		167,596	186,218
3	Furniture & Fixtures	259,137			259,137	10%	227,240	25,914	253,154		233,223	259,137
4	Vehicles	32,205			32,205	15%	329,878	4,831	334,709		27,374	32,205
	Sub Total	477,559	-	-	477,559		1,411,889	49,366	1,461,255	-	428,193	477,559
	Oxfam Novib-Orissa											
1	Computers	5,809			5,809	60%	121,367	3,486	124,852		2,324	5,809
2	Office Equipment	67,960			67,960	10%	33,563	6,796	40,359		61,164	67,960
3	Furniture & Fixtures	37,934			37,934	10%	21,076	3,793	24,869		34,141	37,934
4	Vehicles	14,396			14,396	15%	15,060	2,159	17,220		12,236	14,396
	Sub Total	126,099	-	-	126,099		191,067	16,234	207,301		109,864	126,099
	Ford Foudation											
1	Computers	-	12,600		12,600	60%	236,480	7,560	244,040		5,040	-
2	Office Equipment	109,682		14,494	124,176	10%	66,247	11,693	77,940		112,483	109,682
3	Furniture & Fixtures	20,586			50,467	10%	3,230	5,047	8,277		45,420	20,586
4	Vehicles	620,820			620,820	15%	62,857	93,123	155,980		527,697	620,820
	Sub Total	751,088	42,481	14,494	808,063		368,814	117,423	486,237		690,640	751,088
	CPF general fund											
2	Office Equipment	14,850			14,850	10%	1,650	1,485	3,135		13,365	14,850
4	Vehicles	-			-	15%	-	-	-		-	-



Alex



STATEMENT OF FIXED ASSETS AS ON 31.03.2014 (SCHEDULE-4)

S.No.	DESCRIPTION OF ASSETS	GROSS BLOCK				DEPRECIATION				NET BLOCK		
		As at 31-03-2013	Before 6 Months	After 6 Months	Cost up to 31-03-2013	Dep. Rate	up to 31-03-2013	For the year	Total	Wright of Amount	As at 31-03-2014	As at 31-03-2013
	Sub Total	14,850	-	-	14,850		1,650	1,485	3,135		13,365	14,850
	AEI-Project											
1	Computers	886	-	-	886	60%	45,241	532	45,773	-	354	886
	Sub Total	886	-	-	886		45,241	532	45,773		354	886
	EWI											
1	Office Equipment	9,513			9,513	10%	1,057	951	2,008	-	8,562	9,513
	Sub Total	9,513	-	-	9,513		1,057	951	2,008		8,562	9,513
	Sub Total	1,424,922	42,481	14,494	1,481,897	-	2,027,490	196,696	2,224,186	-	1,285,201	1,424,922
	Indian Funds											
	SDTT - Non - FC											
1	Two Wheeler	16,757	0	0	16,757	15%	31,275	2,514	33,789		14,243	16,757
	Sub Total	16,757	-	-	16,757		31,275	2,514	33,789		14,243	16,757
	IWMP-Non FC											
1	Office Equipment	31,954	0	0	31,954	10%	8,195	3195	11,390		28,759	31,954
2	Furniture & Fixtures	20,246	0	0	20,246	10%	5,754	2025	7,779		18,221	20,246
3	Two Wheeler	43,877	0	0	43,877	15%	16,852	6582	23,434		37,295	43,877
	Sub Total	96,077	-	-	96,077		30,801	11,802	42,603		84,275	96,077
	JTT-Project-Non-FC											
1	Computers	11,752	-	-	11,752	60%	61,698	7,051	68,749		4,701	11,752
2	Office Equipment	44,120	17,850	-	61,970	10%	9,793	6,197	15,990		55,773	44,120
3	Furniture & Fixtures	15,829	-	-	15,829	10%	4,543	1,583	6,126		14,246	15,829
4	Two Wheeler	131,559	-	-	131,559	15%	50,529	19,734	70,263		111,825	131,559
	Sub Total	203,260	17,850	-	221,110		126,563	34,565	161,128		186,545	203,260
	NABARD-TDF-NFC											
1	Computers	2,320	-	-	2,320	60%	12,180	1,392	13,572		928	2,320
2	Office Equipment	10,854	-	-	10,854	10%	1,085	1,085	3,631		9,769	10,854

Stamp: SAMPATH & RAMA Chartered Accountants Hyderabad
 Signature: [Handwritten Signature]
 Date: 31/03/2014

S.No.	DESCRIPTION OF ASSETS	GROSS BLOCK				DEPRECIATION				NET BLOCK	
		As at 31-03-2013	Before 6 Months	After 6 Months	Cost up to 31-03-2013	Dep. Rate	up to 31-03-2013	For the year	Total	Wright of Amount	As at 31-03-2014
4	Two Wheeler	70,202	-	-	70,202	15%	26,964	10,530	37,494	59,672	70,202
	Sub Total	83,376	-	-	83,376		41,690	13,007	54,697	70,369	83,376
	IWMP-Mangrool										
1	Computers	7500			7500	60%	11,250	4,500	15,750	3,000	7500
1	Office Equipment	6982			6982	10%	368	698	1,066	6,284	6982
2	Furniture & Fixtures	7942			7942	10%	418	794	1,212	7,148	7942
	Sub Total	22,424	-	-	22,424		12,036	5,992	18,028	16,432	22,424
	CPF										
	Office Equipment	-	6,950	-	6,950	10%	-	695	695	6,255	10,854
	Sub Total	421,894	6,950	-	6,950	0	-	695	695	6,255	10,854
	Grand Total	1,846,816	67,281	14,494	1,928,591	0	2,269,855	265,271	2,535,126	378,119	1,857,670

for **SAMPATH & RAMESH**
Chartered Accountants
FRNo.0059475



(Signature)
(A.KRISHNA REDDY)
Partner

M.No: 204755
PLACE : HYDERABAD
DATE : 14.07.2014

for CENTRE FOR PEOPLE'S FORESTRY

(Signature)



(Dr.D.SURYAKUMAR)
Director

(Signature)

(Dr.URMILA PINGLE)
Managing Trustee

CENTRE FOR PEOPLE'S FORESTRY

H.No.12-13-483/39, Street No.14, Tarnaka, Secunderabad - 500 017

**Holistic Development of FRA individual Title Holders (Tribals) and Sustainable Management of
Community forest Resources in Andhra Pradesh(EED-BfdW)-(Schedule- 9)**

Sl. No	Particulars	Amount	Amount
A	Facilitation Cost to Partner NGOs registered under FCRA		
A.1	Gramabhyudaya - Visakhapatnam	1,227,124	
A.2	Samyogitha - Srikakulam	1,023,748	2,250,872
B	CPF Level		
1.00	Program Cost		
1.1.1	Baseline data collection and compilation	39,000	
1.1.2	Orientation workshop and developing monitoring formats by project	6,405	
1.1.3	Annual review/Refresher training to project functionaries	21,427	
1.1.4	Project team quarterly review meetings	18,985	
1.1.5	Field facilitators periodic review meeting		85,817
	Enhancement of income from agriculture for the individual title holders of FRA		
1.2.1	Training to 10 Community Field facilitators on FFS		
1.2.2	Training programme to farmers on agriculture practices		
1.2.3	Soil testing (micro Nutrient test for 10 samples, general soil fertility		
1.2.4	Demonstration on agriculture package of practices		
1.2.5	Farmer field school (FFS) Meetings		
1.2.6	Follow up meetings with farmers		
1.2.7	Preparation of action plan of land development		
1.2.8	Exposure to Tribal farmers		
	Collective Rights and sustainable management of Community Forest		
1.2.9	Preparation and review of Sustainable management plan of CFR		
1.2.10	Starting follow up with FRCs on the processes of receivingTitles and		
	Enhancement of Livestock- based income		
1.2.11	Training to tribal farmers having ruminants		
1.2.12	Purchase of fodder seed for 100Acres of common land @1200/Acre		
1.2.13	Developing 2 fodder nurseries (1 nursery in each cluster)		
1.2.14	Animal health camps with contribution from AHD		
	Sensitising NTFP collectors to avail services from GCC		
1.2.15	Training to 10 community Field facilitators on linkages		
1.2.16	Awareness campaigns at village level to community members about		
	Improved access to health services		
1.2.17	Awareness campaigns at village level to community members on		
	Improved access to education services		
1.2.18	Awareness campaigns at village level to community members on		
	Policy lobbying and advocacy		
1.3.1	Video Documentary film		
1.3.2	ICT material about the project including case studies	530	
1.3.3	Location level workshops	2,399	
1.3.4	State level Meetings to address issues related to FRA and Tribal	360	
1.3.5	Preparation & Printing of 2 policy brief		3,289
	Travel Expenses		
1.4.1	Travel to 20 Community field facilitators with 5% annual hike	8,229	
1.4.2	Travel to CPF staff with 5% annual hike	153,363	
1.4.3	Travel to 2 Project coordinators(NGO Chief Functionary) at each		
1.4.4	Travel to 4 technical coordinators at Location level		161,592
1.5.1	Annual partner meetings, BOT meetings with 5% annual hike	204,469	
1.5.2	Annual report with 5% annual hike	78,800	283,269
	Project related personnel costs		
1.6.1	Salary to Director with 10% Annual hike	737,701	
1.6.2	Salary to Joint Director with 10% Annual hike		
1.6.3	Salary to 1 Sr.Program officers with 10% Annual hike	766,170	
1.6.4	Salary to PMIS Programme Officer with10% Annual hike	273,125	
	Salary to 2 Project Coordinator(NGO Chief functionaries) with 10%		
1.6.5	Annual hike 60% of time for project in 2 locations		
1.6.6	Salary to 4 Technical Coordinator with 10% Annual hike in 2 locations		
1.6.7	Staff benefits and allowances	180,708	
1.6.8	Honorarium to 20 Community field facilitators with 10% Annual	60,000	
1.6.9	Insurance to 20 Community field facilitators (Health and Accidental)		2,017,704
	Total PROGRAM COST		
2	Administration and coordination Costs		
2.1.1	CPF Finance and Admin staff salaries with 10% annual hike	739,795	
2.1.2	Finance and Admin staff salary with 10% annual hike(Location level)		



2.2.1	CPF Office rent and maintenance with 5% annual hike	477,020	
2.2.2	Office rent and maintenance with 5% annual hike(Location level)		
2.2.3	Contribution towards MIS Maintenance	10,000	
	Capital cost at CPF head Office		
2.2.5	Laptop		
2.2.6	Office Equipments		
2.2.7	Furniture and Fixtures		
	Location level(No.2)		
2.2.8	Computers		
2.2.9	Office Equipments		
2.2.10	Furniture and Fixtures		
	Total Administration and coordination Costs		1,226,815
3	Evaluation		
4	Project Reserves	24,537	24,537
	Grand Total		6,053,895

General Support Grant- Ford Foundation (Schedule-10)

Sl. No	Particulars	Amount	Amount
	At CPF Level		
1	Salaries		
1.1	Salary to Director	107,119	
1.2	Salary to Joint Director	511,312	
1.3	Salary to Finance Officer	377,966	
1.4	Salary to Programme Officer-MIS	41,889	
1.5	Salary to Programme Officer-Communication	91,250	
1.6	Salary to 1 Project Coordinator	210,935	
1.7	Salary to Sr.Program Officer-ARA	307,390	
1.8	Salary to Program assistant	130,351	
	Salary to Watchmen	19,167	
1.9	Staff benefits and allowances	120,933	1,918,312
2	Travel		
2.1	Travel & Related Costs- Central level	154,498	
2.2	Travel Expenses- Field level		154,498
3	Office Costs :		
3.1	Office Costs	339,326	
3.3	Annual Maintenance of MIS	43,372	382,698
4	Equipments		
4.1	Furniture & Equipment	29,881	
4.2	Office equipment	30,894	60,775
5	Program Cost		
5.1	Program Review/BOT meetings	52,434	
5.2	Staff retreat and other events(environment day,..)	47,052	
5.3	staff capacity building	17,593	
5.4	Documentation and Printing	201,425	
5.5	Resource material	25,212	
5.6	Documentation on honey combs-Action Research	12,570	
5.7	Action reserch on Bamboo	10,608	
5.8	Annual Partners Meeting	206,669	
5.9	Project review meetings	4,669	
5.10	Staff meeting	17,195	
5.11	Ford Consultancies	77,400	
5.12	Trainings and Workshops	6,545	
5.13	Travel to VS members	94,442	
5.14	Honorarium to VS members	250,900	
5.15	Strengthening of LVS	35,409	
5.16	Travel cost related to FRA	545	1,060,668
	Grand Total		3,576,951



Strengthening of Community forest resource management rights under FRA (Oxfam India)
(schedule-11)

Sl. No	Particulars	Amount	Amount
	Expenditure		
A	Programme Expenses		
	Broad Activity 1		
1	Capacity building for FRC and GS for FRA,CFR and PESA in 10	12,751	
2	Exposure visit	40,130	
	Broad Activity 2		
3	Formation of CFR management committee	1,445	
4	Participatory plan preparation for CFRe management		
	Broad Activity 3		
5	Consultation with tribal leaders/ key persons/ NGO's /CBO's ETC.	7,798	
6	Formation of district forest federation (DFF)	8,980	
7	Registration and systems for DFF (Preparation of Bie law and		
8	Facilitation of regular meetings of DFF		
9	Block level consultation on CFR	42,740	
10	District level consultation on CFR	2,817	
11	Campaign in media	10,341	
12	State level consultation on CFR	84,578	
13	Release of 2 policy brief		
14	Preparation of CFR management manual	30,000	
15	Research Study on tribal sub plan	25,912	267,492
	Personnel Cost		
	Travel Expenditure	139,302	
	Salary to Program Officer	43,736	
	Salary to Project Coordinator	203,496	
	Honorarium to 2 project facilitators	37,440	423,974
	Administration Cost		
	Share of office expenditure at field office	73,931	73,931
	Grand Total		765,397

Strengthening VSSs (AEI-CWS) (Schedule -12)

Sl. No	Particulars	Amount	Amount
	1.1. Procurement of services		222,583
	a) Hall rent	-	
	b) Food & Accomidation	21,814	
	a) Electricity, Water Charges	1,283	
	b) Communication (Phone, Fax, Internet)	2,994	
	c) Transportation/ Travel	147,048	
	d) Printing & Stationery at office	5,400	
	e) Audit fee	3,000	
	h) Telephone and Communication expenses	7,975	
	i) Office maintenance and up keep	5,489	
	j) Documentation of meetings	2,150	
	k) Preparation of books for VMWDF villages and publication of maa	19,289	
	L) Banner and other logistics at CPF level events	6,141	
	1.2. Cost of Personnel		
	a) Honorarium to Sr.Program Executive	150,000	378,417
	b) Honorarium to Program Executive	112,675	
	c) Honorarium to Program Associate	115,742	
	Grand Total		601,000

Intigrated Watershed Management Program-Khandow Mega Watershed Batch2009-10 (Schedule -13)


S.No	Particulars	Amount Rs.	Amount Rs.
A	PERSONNEL		
	Program (CPF level)		
A.1	Salary to One Project Officer	159,660	
A.2	Salary to Technical Officer	216,927	
A.3	Salary to Comupter Operator	121,987	
A.4	Salary to Agriculture coordinator	4,482	
A.5	Salary to Finance Officer	60,046	
A.6	Salary to Joint Director	48,551	
A.7	Salary to Horticulture Coordinator	11,520	
A.8	Salary to Office assistant at field level	14,190	
	Total Salary		637,363
	Program Cost		



C.1	Travel to CPF staff with 5% annual hike	155,614	
C.2	Travel to Watershed Assistants	6,565	
C.3	Honorarium to Watershed Assistants	102,016	
C.4	Review Meeting	13,268	
	Total Program cost		277,463
	OVERHEAD COST		
D.1	Rent, Electricity at Field office	21,579	
D.2	Telephone and internet at Field office	9,941	
D.3	Printing and Stationery at Field office	6,844	
D.4	Office Maintenance at Field office	17,935	
D.5	Vehicle Maintenance	4,698	
D.6	Bank Charges	1,070	
D.7	Audit fee	5,000	
	I&CB Expenditure		
E.1	Stylo sheet Seed	4,310	
E.2	Meetings	6,342	
E.3	Salary to I&CB Technical Officer	26,368	
E.4	Trainings	11,024	
E.5	Travel expenditure -I& CB	39,955	
E.6	Exposure visit Expnses	50,000	
E.7	Technical Trainings	1,980	
E.8	Resource Material	10,640	
	Sub Total		217,686
	Grand Total		1,132,512

Intigrated Watershed Management Program-Mangrool Mega Watershed Batch2010-11 (Schedule -14)

S.No	Particulars	Amount Rs.	Amount Rs.
A	PERSONNEL		
	Program (CPF level)		
A.1	Salary to One Project Officer	173,873	
A.2	Salary to Technical Officer	160,733	
A.3	Salary to Comupter Operator	26,372	
A.4	Salary to Agriculture coordinator	1,389	
A.5	Salary to Finance Officer	30,023	
A.6	Salary to Joint Director	87,102	
A.7	Salary to Horticulture Coordinator		
A.8	Salary to Office assistant at field level	37,094	
	Total Salary		516,586.00
	Program Cost		
C.1	Travel to CPF staff with 5% annual hike	72,100	
C.2	Travel to Watershed Assistants	8,818	
C.3	Honorarium to Watershed Assistants	124,722	
C.4	Review Meeting	3,395	
	Total Program cost		209,035.00
	OVERHEAD COST		
D.1	Rent, Electricity at Field office	26,091	
D.2	Telephone and internet at Field office	14,884	
D.3	Printing and Stationery at Field office	6,919	
D.4	Office Maintenance at Field office	12,239	
D.5	Vehicle Maintenance		
D.6	Bank Charges		
D.7	Audit fee	5,000	
D.8	Computer Maintenance at Field office	850	
	Postage at Field office	141	66,124
	I&CB Expenditure		
E.1	Stylo sheet Seed		
E.2	Meetings		
E.3	Salary to I&CB Technical Officer	137,375	
E.4	Trainings		
E.5	Travel expenditure -I& CB	16,734	
E.6	Exposure visit Expnses	38,446	
E.7	Technical Trainings	2,280	
E.8	Pedastral Board	20,000	
E.9	Resource Material	10,560	225,395
	Sub Total		
	Grand Total		1,017,140



Maa Thota Development (NABARD-TDF) (Schedule -15)

S.No	Particulars	Amount Rs.	Amount Rs.
A	PERSONNEL		
	Program (CPF level)		
A.1.1	Salary to One Project Coordinator	50,535	
A.1.2	Salary to Project associate	17,052	
A.1.3	Salary to Accounts cum Admin Associate		
A.1.4	Salary to Project associate - Horticulture	25,486	
	Management Cost	688,312	
	Total Salary		781,385
	Program Cost		
C.1	Travel to CPF staff with 5% annual hike	37,890	
C.2	Project meetings	3,540	
C.3	Honorarium to Facilitators	13,770	
	Procurement of saplings		
	Total Program cost		55,200
D	OVERHEAD COST		
D.1	Printing and Stationery at Field office	4,081	
D.2	Office Maintenance at Field office	21,656	
D.3	Postage at Field office	50	
D.4	Vehicle Maintenance	5,088	
D.5	Bank Charges	400	
D.6	Computer Maintenance	920	
D.7	Audit fee	5,000	
	Sub Total		37,195
	Grand Total		873,780

Holistic Development of Chenchu Community with regard to Conservation of Forest in NSTR (Schedule -16)

S.No	Particulars	Amount Rs.	Amount Rs.
A	PERSONNEL		
1	Program (CPF level)		
A.1.1	Salary to One Program officer at Field level with 10% Annual hike	306,757	
A.1.2	Salary to 3 Technical Coordinators at field level with 10% Annual hike	431,220	
A.1.3	Director's time (30 days in a year) with 10% Annual hike	62,689	
A.1.4	Salary to Senior program officer (25% time) with 10% Annual hike		
A.1.5	Accidental and medical Insurance to project staff at field	23,246	
	Sub Total Salary Prg.		823,912
2	Admin(at CPF field office)		
A.2.1	Salary to Accounts cum Admin officer	172,570	
A.2.2	Salary to Office assistant at field level	7,800	
A.2.3	Accidental and medical Insurance to project staff at field level		
	Sub Total Salary Adm.		180,370
	Total Salary		1,004,282
B	CAPITAL COST		
	NGO Level(2 NGOs)		
B.1	Computers	17,850	
B.2	Camera		
	Total Capital Cost		17,850
C	PROGRAM COST		
	CPF Level		
	Documentation and Reporting		
C.1	Mid term Evaluation	35,950	
C.2	Video Documentary film	126,732	
C.3	Project Broucher & updates		
C.4	Resource Material (Developing, Printing and Purchase)	31,565	
	Capacity Building		
C.5	Orientation workshop and training LFA & developing monitoring		
C.6	Refresher to project functionaries	23,710	
C.7	Project launch workshop		
C.8	Divisional level workshops		
C.9	Awareness creation chenchu cultural groups on project	2,925	
C.10	Divisional level stakeholders meetings	93,839	
C.11	Project team review meetings	41,519	
C.12	Project Facilitators monthly review meetings	77,165	
C.13	Exposure to Progressive chenchu farmers	32,089	
C.14	Exposure visit to Honey harvesters	21,574	
C.15	Honorarium to 30 Project facilitators with 10% Annual hike	469,108	
C.16	Insurance to 30 project facilitators (Health and Accidental)	23,251	



C.17	Travel to 30 Project facilitators with 5% annual hike	20,398	
C.18	Consultancy charges to Resource Agencies	138,531	
	Livelihoods		
	Agriculture		
C.19	Training to 30 Project facilitators on FFS		
C.20	Training programme to Progressive farmers on agriculture practices	450	
C.21	Soil testing (micro Nutrient test for 10 samples, general soil fertility		
C.22	Demonstration on agriculture package of practices	72,521	
C.23	Farmer field school (FFS) Meetings	23,950	
C.24	Material support to farmers for agriculture	158,329	
C.25	Follow up meetings with farmers	10,378	
	NREG		
C.26	Preparation of action plan of land development	24,197	
C.27	Treatment of agriculture lands in 1200Ha		
C.28	Treatment of common lands in 300Ha		
	Fodder and Livestock		
C.29	Training to chenchu farmers having ruminants	37,891	
C.30	Purchase of fodder seed for 150 Ha of common land @1200/Ha		
C.31	Developing 3 fodder nurseries (1 nursery in each cluster)	33,574	
C.32	Animal health camps with contribution from AHD	12,492	
	Forest produce based Livelihoods		
C.33	Refresher training to 120 honey harvesters (120 CEGs)	3,222	
C.34	Refresher training to NTFP CEGs (Amla, Soapnut, Tamarind, Adda leaf)		
C.35	Yearly review meeting with honey harvesters	1,127	
C.36	Honorarium to 10 NTFP facilitators by GCC		
	Other Livelihoods		
C.37	Trainings to 150 chenchu youth on different skills	38,560	
	Forest		
C.38	Range level meetings	21,639	
C.39	Forestry works using NREG funds		
C.40	EDC Performance appraisal study in 115EDCs (Supported by Oxfam		
C.41	Action research study on Migration of bees in Mannanur GPCMS-NSTR		
	Health		
C.42	Awareness campaigns at village level to community members on	47,577	
	Education		
C.43	Training to chenchu care takers at 3 residential schools	804	
	Travel Cost		
C.44	Travel to CPF staff with 5% annual hike	189,370	
	Total Program Cost		1,814,437
	D		
	OVERHEAD COST		
D.1	Rent, Electricity at Field office	36,305	
D.2	Telephone and internet at Field office	25,105	
D.3	Printing and Stationery at Field office	9,097	
D.4	Office Maintenance at Field office	11,768	
D.5	Computer Maintenance at Field office	4,224	
D.6	Audit fee	10,000	
D.7	Postage at Field office	1,242	
D.8	Vehicle Maintenance -6 Motor Cycles	24,278	
	Sub Total		122,019
	Grants to Partners		
	Grants to Conare	2,278,928	
	Grants to CHRD	1,038,860	3,317,788
	Grand Total		6,276,376

Enhancing productivity of natural resources (land, water & vegetation) in forest fringe rain fed areas in (5) IWMP projects of Andhra Pradesh (SLNA) (Schedule -17)

S.No	Particulars	Amount Rs.	Amount Rs.
A	PERSONNEL		
	Program (CPF level)		
A.1.1	Salary to Sr.Project Coordinator	245,227	
A.1.2	Travel Cost	92,721	
A.1.3	Office Overheads	200	
A.1.4	Coordination Charges	51,134	
	Grand Total		389,282



S



CPF-Project wise Fund status from 1.4.2013 to 31.03.2014

Project/Activity	Resource Agency	Project Period	Fund Balance (1-4-2013)	Fund received	Interest Earned	Total Available Fund	Payments	Outstanding payments paid	Receivables/ Payables	Total Expenditure	Fund Balance	Cash balance
Foreign Funds												
Strengthening of Community forest resource management rights under FRA	Oxfam India	2013-14	-	1,000,000	4,000	1,004,000	765,397			765,397	238,603	238,603
General Support Grant	Ford Foundation	2012-15	1,404,619	4,024,356	-	5,428,975	3,562,108	15,674	14,843	3,576,951	1,852,024	1,866,867
Strengthening VSS	CWS	2011-14		601,000	1,500	602,500	601,000	3,000	-	601,000	1,500	1,500
Holistic Development of FRA individual Title Holders (Tribals) and Sustainable Management of Community forest Resources in Andhra Pradesh	BfdW-EED	2012-15		6,053,340	11,920	6,027,711	6,023,895	45,817	30,000	6,053,895	(26,184)	3,816
Facilitating Readiness to Develop Community Forest Carbon Project in VSS	CFI	2012-13										
General Activities			78,639		-	78,639	78,639			78,639	-	-
			1,195,991		158,534	1,354,525	-			-	1,354,525	1,354,525
Sub total of Foreign Funds			2,641,700	11,678,696	175,954	14,496,350	11,031,039	64,491	44,843	11,075,882	3,420,468	3,465,311



Handwritten signature



Handwritten signature

