



SAMPATH & RAMESH

CHARTERED ACCOUNTANTS

(Regd. No. (FRN) 005947S)

INDEPENDENT AUDITOR'S REPORT

To
The Managing Trustee
CENTRE FOR PEOPLE'S FORESTRY
SECUNDERABAD.

Report on the Financial Statements:

We have audited accompanying **consolidated** financial statements of **CENTRE FOR PEOPLE'S FORESTRY** ("the Trust") H.No. 12-13-483/39, 1st Floor, Lane 6, Street No.14, Nagarjuna Nagar, Colony, Tarnaka, Secunderabad -500017 Andhra Pradesh, which comprise Balance Sheet as at 31st March 2013 and annexed Income & Expenditure Account and Receipts & Payments Account for the year ended, and a summary of significant accounting policies and other explanatory information.

Management's Responsibility for the Financial Statements:

Management is responsible for the preparation of these financial statements in accordance with the Trust Act and accounting principles generally accepted in India. This responsibility includes the design, implementation and maintenance of internal control relevant to the preparation and presentation of the financial statements that give a true and fair view and are free from material misstatement, whether due to fraud or error.

Auditor's Responsibility:

Our responsibility is to express an opinion on these financial statements based on our audit. We conducted our audit in accordance with the **Standards on Auditing** issued by the **Institute of Chartered Accountants of India**. Those Standards require that we comply with ethical requirements and plan and perform the audit to obtain reasonable assurance about whether the financial statements are free from material misstatement.

An audit involves performing procedures to obtain audit evidence about the amounts and disclosures in the financial statements. The procedures selected depend on the auditor's judgment, including the assessment of the risks of material misstatement of the financial statements, whether due to fraud or error. In making those risk assessments, the auditor considers internal control relevant to the Trust preparation and fair presentation of the financial statements in order to design audit procedures that are appropriate in the circumstances. An audit also includes evaluating the appropriateness of accounting policies used and the reasonableness of the accounting estimates made by management, as well as evaluating the overall presentation of the financial statements.

Axxxx



We believe that the audit evidence we have obtained is sufficient and appropriate to provide a basis for our audit opinion.

Opinion:

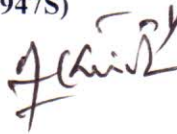
In our opinion and to the best of our information and according to the explanations given to us, the financial statements give the information required by the Trust Act in the manner so required and give a true and fair view in conformity with the accounting principles generally accepted in India:

- (a) in the case of the Balance Sheet, of the state of affairs of the Trust as at 31st March 2013;
- (b) in the case of the Income & Expenditure Account of the excess of income over expenditure for the year ended on that date.
- (c) In the case of Receipts & Payments Account, of the cash Flows for the period ended on that date.

For SAMPATH & RAMESH

Chartered Accountants

(FRN 005947S)



(CA.KRISHNA REDDY.A)

Partner M. No: 204755

Place: Hyderabad.

Date: 20.07.2013

PAN : **AAATC3855B**

RANGE : ADIT - Exemptions

ASSESSMENT YEAR : 2013-14

NAME AND ADDRESS OF THE ASSESSEE : **CENTRE FOR PEOPLE'S FORESTRY - CPF**
H.No. 12-483/39, Street No.14, Lane 6
Nagarjuna Nagar Colony,Tarnaka,
Secunderabad - 17.

STATUS : AOP (Regd.Trust)


RESIDENTIAL STATUS : R & OR

Previous year ending : 31.3.2013

COMPUTATION OF TOTAL INCOME

Particulars	Amount Rs.	Amount Rs.
Voluntary Contributions & Income received during the year		21,214,026
Net: Voluntary Contributions & Income received during the year		21,214,026
Less: 15% of income		3,182,104
Net Income to be applied for Charitable Objects		18,031,922
Income applied during the financial year for Charitable purposes exclusive of Depreciation	18,551,268	
Non-Recurring Expenditure - Capital Expenses	816,632	
Income applied including the earlier year		19,367,900
Taxable Income		NIL
TDS		33,392
Tax Refundable		33,392.00

for Centre for People's Forestry


Dr.D.Suryakumari
Director




CENTRE FOR PEOPLE'S FORESTRY

H.No.12-13-483/39, Street No.14, Tarnaka, Secunderabad - 500 017



CONSOLIDATED RECEIPTS & PAYMENTS ACCOUNT DURING THE PERIOD FROM 01.04.2012 to 31.03.2013.

RECEIPTS	31.03.2013 Amount Rs	31.03.2012 Amount Rs	PAYMENTS	31.03.2013 Amount Rs	31.03.2012 Amount Rs
Opening Balance			Community Forest managemnet through VSS networks in A.P-core Community based watershed management, bamboo harvest and adda leaf regeneration -Ford Foundation		6,307,902
Cash in Hand	8,614	20,949	Enabling Practical Just and Sustainable Forest Use (ELDF)	2,190,176	3,695,130
Cash at SBI Lalaguda Branch-FC	765,383	828,442	KIC	278,772	252,713
Cash at Corporation Bank, Tarnaka	512,254	35,882	Strengthening VSSs (AEI/CWS)	598,000	727,643
Cash at Corporation Bank, (SDTT A/c)	-	4,106	Orissa & Jharkhand Forestry Programme (Oxfam India)		556,196
Cash at SBI (local-Lalaguda)	7,369	44,888	Strengthening of Community forest resource management rights under FRA(Oxfam India)	1,005,428	656,373
Cash at Bank of Baroda(JTT)	657,297	1,800,539	Environment and climate change program for volunteer engagement with young executives (EWT)		559,403
Cash at SBH(TDF-Admin)	1,801	2,500	General Grant Support(Ford Foundation)	2,155,480	
Cash at SBH(IWMP- Admin)	553,041	1,000	Holistic Development of FRA individual Title Holders (Tribals) and Sustainable Management of Community forest Resources in Andhra Pradesh(EED)	5,410,860	
Fixed Deposits with SBI Lalaguda-FC	3,000,000	8,000,000	IWMP project activities(IWMP-K)	888,726	731,004
Fixed Deposits with BoB-NFC		4,000,000	Audit fee	38,200	
Cash in State Bank of India(EED)-FC	1,000		Facilitating Readiness to Develop Community Forest Carbon Project in VSS, Narsapur Range(CFI)	321,361	
Cash in SBI (JTT at Sunnipenta)	1,000		Holistic Development of Chenchu community in NSTR with due reagrd to conservation(JTT)	3,723,125	5,327,452
Grants received during the year			Maa thota program(TDF-NABARD)	543,096	493,130
Strengthening of Community forest resource management rights under FRA Oxfam-India	1,000,000	2,500,000	CPF management Trainings		20,299
Holistic Development of FRA individual Title Holders (Tribals) and Sustainable Management of Community forest Resources in Andhra Pradesh				723,554	
EED	5,392,598		IWMP project activities(IWMP-M)		94,978
Enabling Practical Just and Sustainable Forest Use			Special work Assignment		42,792
Enviro Legal Defence Forum	250,895	227,442	General Activities	421,825	8,792
Community based watershed management, bamboo harvest and adda leaf regeneration			Enhancing productivity of natural resources in forest fringe rain fed areas in (5) IWMP projects of Andhra Pradesh	140,787	
The Ford Foundation		3,456,674	Deposits		
WASSAN	68,530		Telephone Deposit	3,500	2,489
Samyogita	17,510		Rental Deposit		
General Grant Support					
The Ford Foundation	3,576,773				
Strengthening VSSs					
Centre for World Solidarity	558,696	601,000			
General receipts		24,952			
Sale of 4 Wheeler	150,000				
Facilitating Readiness to Develop Community Forest Carbon Project in VSS, Narsapur Range, Medak Division					
CFI	400,000				
Balance c/f	16,922,761	21,548,374	Balance c/f	18,443,890	19,476,296



Handwritten signature

Handwritten signature





CONSOLIDATED RECEIPTS & PAYMENTS ACCOUNT DURING THE PERIOD FROM 01.04.2012 to 31.03.2013

RECEIPTS	31.03.2013 Amount Rs	31.03.2012 Amount Rs	PAYMENTS	31.03.2013 Amount Rs	31.03.2012 Amount Rs
Balance b/f	16,922,761	21,548,374	Balance b/f	18,443,890	19,476,296
Environment and climate change program for volunteer engagement with young executives			Advances		
EWI-UK		179,371	Programme Advance	149,664	113,347
EWI-India	50,289	271,437	Travel Advances		
Holistic Development of Chenchu Livelihood with due regard to Conservation			Grant Returnd to Oxfam India By Closing Balance	667,088	
JTT	6,786,000		Cash in Hand	23,152	8,614
Grant received from Rural Development(IWMP-K)	1,240,000	894000	Cash at SBI Lalaguda Branch-FC	279,617	765,383
Grant received from Rural Development(IWMP-M)	831,000	580000	Cash at Corporation Bank(NFC)	274,488	512,254
Grant received from NABARD-TDF	499,700	509800	Cash at State Bank of India (local)	9,000	7,369
Consultancy fee (Vanasamakhyha, CRD)	50,000				
Financing productivity of natural resources (land, water & vegetation) in forest fringe rain fed areas in (5) IWMP projects of Andhra Pradesh				253,745	
Grant received from CRD(SLNA project)	91,000		Cash at Bank of Baroda(JTT)		657,297
CPF Management Trainings		18,600	Cash at SBH(TDF-Admin)	9,022	1,801
Consultancy fee from NABCON		32,670	Cash at SBH(IWMP- Admin)	999,465	553,041
General Activities-Local	15,468	378,697	Fixed Deposits with SBI -FC	2,300,000	3,000,000
Bank Interest			Fixed Deposits with BOB	3,500,000	
On SB Account with SBI-FC	50,925	57,713	Cash in SBI(EED)-FC	7,681	1,000
On Fixed Deposits-FC	213,803	380,580	Cash in SBI (JTT at Sunnipenta)	1,366	1,000
			TDS	5,515	
On SB with Corporation Bank (Non-FC)	8,788	4,289			
On SB with Corporation Bank (SDTT)	-	77			
On SB with SBI, lalaguda(EED)	26,530				
On SB with SBI, lalaguda(Local)	1,051	773			
On SB with SBH, Utnoor(TDF)	5,238	7,267			
On SB with BOB, Tarnaka(JTT)	13,465	20,640			
On FD with BOB, Tarnaka(JTT)	23,416	167,778			
On SB with SBH, Narnoor(IWMP)	10,246	3,736			
On SB with SBI, Sunnipenta(JTT)	166				
On Fixed Deposits-Corporation Bank (Non-FC)	4,062				
Depoists					
Telephone deposits		7,000			
Rental Deposits	3,000	34,600			
Refund of Advances					
Programme Advances Refunded	76,785				
	26,923,693	25,097,402		26,923,693	25,097,402

As per our report of even date attached

for **SAMPATH & RAMESH**
Chartered Accountants
FRNo.005947S

(A.KRISHNA REDDY)
Partner
M.No: 204755
PLACE : HYDERABAD
DATE : 20.07.2013



for **CENTRE FOR PEOPLE'S FORESTRY**

(Dr.D.SURYAKUMAR)
Director



(Dr.URMILA PINGLE)
Managing Trustee

CENTRE FOR PEOPLE'S FORESTRY

H.No.12-13-483/39, Street No.14, Tarnaka, Secunderabad - 500 017

CONSOLIDATED INCOME & EXPENDITURE ACCOUNT FOR THE YEAR ENDING 31.03.2013.



PARTICULARS	Schedule No	31.03.2013 Amount Rs	31.03.2012 Amount Rs
INCOME:			
Grant Received from	8		
Oxfam India		1,000,000	2,500,000
ELDF		278,772	252,713
The Ford Foundation, New Delhi		3,576,773	3,456,674
EED		5,392,598	
CWS, Secunderabad		558,696	601,000
EWI-UK			179,371
EWI-India		50,289	271,437
CFI		400,000	
WASSAN(unspent grant under Ford Foundation Project)		68,530	
Samyogita (unspent grant under Ford Foundation Project)		17,510	
General Receipts-FC			24,952
Grant received from RD for IWMP-K		1,240,000	894,000
Grant received from RD for IWMP-M		831,000	580,000
Grant received from NABARD for Maa Thota Program		499,700	509,800
Jamsetji Tata Trust(JTT)		6,786,000	
CRD-SLNA(Action research project)		91,000	
Consultancy charges		50,000	
CPF trainings			18,600
Special work Assignment			32,670
General Receipts-NFC		15,468	378,697
Other Income:			
Bank Interest		357,690	652,605
		21,214,026	10,352,519
EXPENDITURE:			
Community Forest managemnet through VSS networks in A.P-core			6,323,102
Community based watershed management, bamboo harvest and adda leaf regeneration -Ford Foundation	9	2,190,176	3,670,854
General Grant Support-Ford Foundation	10	1,459,182	
Holistic Development of FRA individual Title Holders (Tribals) and Sustainable Management of Community forest Resources in Andhra Pradesh(EED)	11	5,403,977	
Environment and Climate chane program for Volunteer engagement with young executives (EWI)			547,660
KIC			727,643
Orissa & Jharkhand Forestry Programme (Oxfam India)			666,373
Strengthening of Community forest resource management rights under FRA(Oxfam India)	12	1,005,428	
Strengthening VSSs (CWS)	13	601,000	558,696
Facilitating Readiness to Develop Community Forest Carbon Project in VSS, Narsapur Range, Medak Division(CFI)	14	321,361	
Holistic Development of Chenchu Livelihood(JTT)	15	3,748,294	5,014,231
Special work Assignment Expenditure(NABCON)			42,792
Enabling Practical Just and Sustainable Forest Use (ELDF)	16	278,772	252,713



[Handwritten Signature]



CENTRE FOR PEOPLE'S FORESTRY

H.No.12-13-483/39, Street No.14, Tarnaka, Secunderabad - 500 017

CONSOLIDATED INCOME & EXPENDITURE ACCOUNT FOR THE YEAR ENDING 31.03.2013.

PARTICULARS	Schedule No	31.03.2013 Amount Rs	31.03.2012 Amount Rs
IWMP-Khandow	17	892,806	641,325
IWMP-Mangrool	18	691,378	94,978
Maa thota(TDF)	19	543,265	368,064
Enhancing productivity of natural resources (land, water & vegetation) in forest fringe rain fed areas in (5) IWMP projects of Andhra Pradesh(Action research)	20	140,787	
Other Expenditure:			
CPF trainings			20,299
Grant returned to Oxfam India		667,088	
General Expenditure		405,325	8,792
Depreciation	4	285,225	338,408
TDS written off		33,491	
Deposits written off			1,000
Fixed Assets became scrap and obsolete to written off		168,938	
		18,836,493	19,276,930
Surplus/Deficit for the year (Transfer to Balance Sheet)		2,377,533	(8,924,411)

As per our report of even date attached

for SAMPATH & RAMESH
Chartered Accountants
FRNo.005947S

for CENTRE FOR PEOPLE'S FORESTRY



(A.KRISHNA REDDY)
Partner
M.No: 204755
PLACE : HYDERABAD
DATE : 20.07.2013

(DR.D.SURYAKUMARI)
Director

(DR.URMILA PINGLE)
Managing Trustee




CENTRE FOR PEOPLE'S FORESTRY

H.No.12-13-445, Street No.1, Tarnaka, Secunderabad - 500 017



SCHEDULES FORMING PART OF BALANCE SHEET AS AT 31.03.2013

PARTICULARS	Schedule No	AS ON 31.3.2013	AS ON 31.3.2012
Corpus Fund	1	4,000	4,000
Reserves & Surplus			
Specific Reserve	2	5,948,516	14,872,927
Add/less: During the Year (Surplus/Deficit) (Excess of Income over expenditure)		2,377,533	(8,924,411)
		8,326,049	5,948,516
Core fund	3	1,500,000	1,500,000
Add/less: During the Year (Surplus/Deficit)			
		1,500,000	1,500,000
Fixed Assets:			
Gross Block	4	2,300,979	1,972,755
Fixed assets became scrap and obsolete written off		168,938	
Less: Depreciation		285,225	338,408
Net Block		1,846,816	1,634,347
Deposits and Advances	5		
Telephone Deposit		4,250	4,250
Rental Deposit		50,400	49,900
Programme Advances -(Annexure-1)		229,194	150,768
Staff Loans - (Annexure - 2)		67,000	67,000
Tax Deducted at Source (TDS)		76,593	76,692
		427,437	348,610
Cash & Bank Balances	6		
Cash in Hand		23,152	8,614
Cash at SBI Lalaguda Branch-FC		279,617	765,383
Cash at Corporation Bank, Tarnaka Branch		274,488	512,254
Cash at State Bank of India (local-Lalaguda)		9,000	7,369
Cash at Bank of Baroda(JTT)		253,745	657,297
Cash at SBH(TDF-Admin)		9,022	1,801
Cash at SBH(IWMP- Admin)		999,385	553,041
Fixed Deposits with SBI Lalaguda-FC		2,300,000	3,000,000
Fixed Deposits with BOB		3,500,000	
Cash in State Bank of India(EED)-FC		7,681	1,000
Cash in SBI (JTT at Sunnipenta)		1,366	1,000
		7,657,456	5,507,759
Current Liabilities	7		
Audit fee		60,674	38,200
TDS payable		25,817	
Consultancy charges		15,169	
		101,660	38,200
		9,931,709	7,490,716



CENTRE FOR PEOPLE'S FORESTRY

H.No.12-13-483/39, Street No.14, Tamaka, Secunderabad - 500 017



CONSOLIDATED BALANCE SHEET AS AT 31.03.2013.

PARTICULARS	Schedule No	AS ON 31.03.2013	AS ON 31.03.2012
SOURCE OF FUNDS:			
Corpus Fund	1	4,000	4,000
Reserves & Surplus			
Specific Reserves	2	8,326,049	5,948,516
Core fund	3	1,500,000	1,500,000
		9,830,049	7,452,516
APPLICATION OF FUNDS			
Fixed Assets:			
Gross Block	4	2,300,979	1,972,755
Fixed assets became scrap and obsolete written off		168,938	
Less: Depreciation		285,225	338,408
Net Block		1,846,816	1,634,347
Current Assets, Loans & Advances			
Deposits and Advances	5	427,437	348,610
Cash and Bank Balances	6	7,657,456	5,507,759
		8,084,893	5,856,369
Less: Current Liabilities & Provisions			
Current Liabilities	7	101,660	38,200
Net Current Assets		7,983,233	5,818,169
		9,830,049	7,452,516

As per our report of even date attached
for **SAMPATH & RAMESH**
Chartered Accountants
FRNo.005947S

(A.KRISHNA REDDY)
Partner
M.No: 204755
PLACE : HYDERABAD
DATE : 20.07.2013



for CENTRE FOR PEOPLE'S FORESTRY

(DR.D.SURYAKUMARI)
Director

(DR.URMILA PINGLE)
Managing Trustee



STATE...NT OF FIXED ASSETS AS ON 31.03.2013 (SCHEDULE-8)

S.No.	DESCRIPTION OF ASSETS	GROSS BLOCK				DEPRECIATION				NET BLOCK			
		As at 31-03-2012	Before 6 Months	After 6 Months	Deduction	Cost up to 31-03-2013	Dep. Rate	up to 31-03-2012	For the year	Total	Wright of Amount	As at 31-03-2013	As at 31-03-2012
	EED												
1	Computers			17,750		17,750	60%		5,325	5,325	12,425	-	
2	Office Equipment		14,000	20,950		34,950	10%		2,448	2,448	32,503	-	
	Sub Total	-	14,000	38,700		52,700		-	7,773	7,773	44,928	-	
	Oxfam Novib-Core												
1	Computers	29,789				29,789	60%	632,761	17,873	650,634	11,916	(0)	
2	Office Equipment	330,374				330,374	10%	171,099	33,037	204,136	111,119	186,218	
3	Furniture & Fixtures	302,540				302,540	10%	196,986	30,254	227,240	13,149	259,137	
4	Vehicles	191,671			150,000	41,671	15%	323,627	6,251	329,878	3,215	32,205	
	Sub Total	854,374	-	-	150,000	854,374		1,324,473	87,416	1,411,889	139,399	477,559	
	Oxfam Novib-Orissa												
1	Computers	14,523				14,523	60%	112,653	8,714	121,367		5,809	
2	Office Equipment	81,662				81,662	10%	25,397	8,166	33,563	5,536	67,960	
3	Furniture & Fixtures	46,671				46,671	10%	16,409	4,667	21,076	4,070	37,934	
4	Vehicles	16,936				16,936	15%	12,520	2,540	15,060		14,396	
	Sub Total	159,792	-	-		159,792		166,979	24,088	191,067	9,606	126,099	
	Ford Foudation												
1	Computers	7,370				7,370	60%	232,058	4,422	236,480	2,948	-	
2	Office Equipment	117,149		22,350		139,499	10%	53,415	12,832	66,247	16,985	109,682	
3	Furniture & Fixtures	2,327		19,465		21,792	10%	2,024	1,206	3,230		20,586	
4	Vehicles	-		671,157		671,157	15%	12,520	50,337	62,857		620,820	
	Sub Total	126,846	-	712,972		839,818		300,017	68,797	368,814	19,933	751,088	
	CPF general fund												
2	Office Equipment		16,500			16,500	10%		1,650	1,650		14,850	
4	Vehicles						15%		-	-		-	



Accepted

S

STATEMENT OF FIXED ASSETS AS ON 31.03.2013 (SCHEDULE-8)

S.No.	DESCRIPTION OF ASSETS	GROSS BLOCK				DEPRECIATION				NET BLOCK			
		As at 31-03-2012	Additions Before 6 Months	After 6 Months	Deductio n	Cost up to 31-03-2013	Dep. Rate	up to 31-03-2012	For the year	Total	Wright of Amount	As at 31-03-2013	As at 31-03-2012
	Sub Total	-	16,500	-		16,500		-	1,650	1,650		14,850	-
	AEI-Project												
1	Computers	2,215	-	-		2,215	60%	43,912	1,329	45,241	-	886	2,215
	Sub Total	2,215	-	-		2,215		43,912	1,329	45,241		886	2,215
	EWI												
1	Office Equipment	10,570	-	-		10,570	10%	-	1,057	1,057	-	9,513	10,570
	Sub Total	10,570	-	-		10,570		-	1,057	1,057		9,513	10,570
	Sub Total	1,153,797	30,500	751,672	150,000	1,935,969		1,835,381	192,109	2,027,490	168,938	1,424,922	1,153,797
	Non-FC												
	SDTT - Non - FC												
1	Two Wheeler	19,714	0	0		19,714	15%	28,318	2,957	31,275		16,757	19,714
	Sub Total	19,714	-	-		19,714		28,318	2,957	31,275		16,757	19,714
	IWMP-Non FC												
1	Office Equipment	35,504	0	0		35,504	10%	4,645	3,550	8,195		31,954	35,504
2	Furniture & Fixtures	22,496	0	0		22,496	10%	3,504	2,250	5,754		20,246	22,496
3	Two Wheeler	51,620	0	0		51,620	15%	9,109	7,743	16,852		43,877	51,620
	Sub Total	109,620	-	-		109,620		17,258	13,543	30,801		96,077	109,620
	JTT-Project-Non-FC												
1	Computers	29,380	-	-		29,380	60%	44,070	17,628	61,698		11,752	29,380
2	Office Equipment	49,022	-	-		49,022	10%	4,891	4,902	9,793		44,120	49,022
3	Furniture & Fixtures	17,588	-	-		17,588	10%	2,784	1,759	4,543		15,829	17,588
4	Two Wheeler	154,775	-	-		154,775	15%	27,313	23,216	50,529		131,559	154,775
	Sub Total	250,765	-	-		250,765		79,058	47,505	126,563		203,260	250,765
	NABARD-TDF-NFC												
1	Computers	5,800	-	-		5,800	60%	8,700	3,480	12,180		2,320	5,800
2	Office Equipment	12,060	-	-		12,060	10%	1,340	1,206	2,546		10,854	12,060



Dec 11

S

STATEMENT OF FIXED ASSETS AS ON 31.03.2013 (SCHEDULE-8)



S.No.	DESCRIPTION OF ASSETS	GROSS BLOCK				DEPRECIATION				NET BLOCK			
		As at 31-03-2012	Additions		Deduction	Cost up to 31-03-2013	Dep. Rate	up to 31-03-2012	For the year	Total	Wright of Amount	As at 31-03-2013	As at 31-03-2012
			Before 6 Months	After 6 Months									
3	Furniture & Fixtures	-	-	-	-	10%	-	-	-	-	-	-	
4	Two Wheeler	82,591	-	-	82,591	15%	14,575	12,389	26,964	-	70,202	82,591	
	Sub Total	100,451	-	-	100,451		24,615	17,075	41,690		83,376	100,451	
	IWMP-Mangrool												
1	Computers	0	18,750	-	18750	60%	-	11,250	11,250		7,500	0	
1	Office Equipment	0	-	7,350	7350	10%	-	368	368		6,982	0	
2	Furniture & Fixtures	0	-	8,360	8360	10%	-	418	418		7,942	0	
	Sub Total	-	18,750	15,710	34,460		-	12,036	12,036		22,424	-	
	Sub Total	480,550	18,750	15,710	515,010	-	149,249	93,116	242,365		421,894	480,550	
	Grand Total	1,634,347	49,250	767,382	2,300,979	-	1,984,630	285,225	2,269,855	168,938	1,846,816	1,634,347	

for SAMPATH & RAMESH
Chartered Accountants
FRNo.005947S



Arcan

(A.KRISHNA REDDY)
Partner

M.No: 204755

PLACE : HYDERABAD

DATE : 20.07.2013

for CENTRE FOR PEOPLE'S FORESTRY

Surya

(Dr.D.SURYAKUMARI)
Director



Urmila Pingle

(Dr.URMILA PINGLE)
Managing Trustee

CENTRE FOR PEOPLE'S FORESTRY - CPF

H.No.12-13-483/39, Street No.14, Tarnaka, Secunderabad - 500 017

SCHEDULES FORMING PART OF RECEIPTS AND PAYMENT ACCOUNT FOR THE YEAR ENDED 31-03-2013.

To institutionalize community based watershed management, bamboo harvest and adda leaf regeneration within state controlled forest lands-Ford Foundation (Schedule -9)

S.No	PARTICULARS	Amount Rs.	Amount Rs.
1	Facilitation Cost to Partner NGOs registered under FCRA		
1.1	Gramabhyudaya - Visakhapatnam	-	
1.2	Samyogitha - Srikakulam	109,990	
1.3	WASSAN-Secunderabad	154,170	
			264,160
A	Watershed Interface with Forest		
A.I	At CPF Level		
1	Salaries		
1.1	Salary to Programme Officer-Livelihood	348709	
1.2	Salary to Programme officer- Finance	173065	
1.3	Salary to 3 Field Coordinators	117296	
1.4	Salary to 3 Community facilitators	57934	
			697004
2	Travel		
2.1	Travel & Related Costs- Central level	18687	
2.2	Travel Expenses- Field level	44912	
			63599
3	Office Costs :		
3.1	Office Costs- Central level	78495	
3.2	Audit Fee		
3.3	Admin Cost - Field level	23959	
3.4	Software development of MIS	12178	
			114,632
4	Equipments		
4.1	Printer	6500	
4.2	Furniture & Equipment		
4.3	GPS Garmin 72		
			6,500
5	Documentation & Dissemination		
5.1	Project Information hand out		
5.2	Resource Material Development		
5.3	Documentation	215000	
5.4	Manual/ handbook Preparation for watershed Activities		
		215,000	
			215,000
6	Advocacy		
	State level advocacy with FD		
6.1	Meeting at the initiation of the project		
6.2	Meeting for sharing of the issues of the project	75052	
6.3	Policy brief		
			75,052
7	Consultancy		
7.1	M&E Consultancy for preparation of detailed Project Reports and Monitoring		
7.2	Consultancy for Follow up by resource person of Vanasakhya	121135	
			121,135
8	Trainings/ Capacity Building		
8.1	Staff training		
8.2	Training to 20 watershed committee 5 members at Adilabad	84748	
8.3	Orientation and Exposure visits to Field coordinators		
			84,748
	Total At CPF Level (A.I)	215,000	1,377,670
B .	Bamboo Harvest		
B.I	At CPF Level		
1	Salaries		
1.1	Salary to Programme Officer-Communication	95906	
			95,906
2	Travel		
2.1	Travel & Related Costs- Central level	5494	
			5,494
3	Office Costs :		
3.1	Office Costs- Central level	15357	
3.2	Audit Fee		
			15,357
4	Trainings/ Capacity Building		
4.1	Review Meetings		
			-
	Total at CPF Level (B.I)	-	116,757
C	Adda Leaf Regeneration		
C.I	At CPF Level		
1	Salaries		
1.1	Salary to Admin Associate	73046	
			73,046
2	Travel		
2.1	Travel & Related Costs- Central level		
			-



Handwritten signature

Handwritten signature



3	Office Costs :		
3.1	Office Costs- Central level	1900	
3.2	Audit Fee		1,900
4	Consultancy		
4.1	Marketing Research	-	
5	Trainings/ Capacity Building		
5.1	Review Meetings		
	Total at CPF Level (C.I)	-	74,946
	Unspent grant to Ford Foundation		270,603
			2,104,136

Core Grant Support- Ford Foundation (Schedule-10)

	Staff salaries and Allowances	Amount Rs.	Amount Rs.
1	At CPF Level		
	Salaries		
1.1	Salary to Director		
1.2	Salary to Joint Director	235690	
1.3	Salary to Finance Officer	172439	
1.4	Salary to Programme Officer-MIS	128096	
1.5	Salary to Programme Officer-Communication	99502	
1.6	Salary to 1 Project Coordinator	66459	
1.7	Salary to Admin & HR Associate		
1.8	Salary to 1 Program Associate	11012	
1.9	Salary to Program assistant	12979	
1.10	Staff benefits and allowances	11866	738,043
2	Travel		
2.1	Travel & Related Costs- Central level	74805	
2.2	Travel Expenses- Field level	2776	77,581
3	Office Costs :		
3.1	Office Costs	297122	
3.3	Annual Maintenance of MIS	25281	322,403
4	Equipments		
4.1	Computers/Laptops		
4.2	Furniture & Equipment	19465	
4.3	Office equipment	22350	
4.4	4 Wheeler	671157	712,972
5	Program Cost		
5.1	Program Review/BOT meetings	75323	
5.2	Staff retreat and other events(environment day,...)	72566	
5.3	staff capacity building	6000	
5.4	Capacity building Program	25031	
5.5	CFR Campaign	5125	
5.6	Community facilitators travel cost	6464	
5.7	Divisional level Meeting	41253	
5.8	Documentation on honey combs	12948	
5.9	Honorarium to VS members	41000	
5.10	Strengthening of LVS	29911	
5.11	Travel cost related to FRA	7395	323,016
	Grand Total		2,174,015

Holistic Development of FRA individual Title Holders (Tribals) and Sustainable Management of Community forest Resources in Andhra Pradesh(EED)-(Schedule- 11)

Sl. No	Budget Head		
A	Facilitation Cost to Partner NGOs registered under FCRA		
A.1	Gramabhyudaya - Visakhapatnam	1114190	
A.2	Samyogitha - Srikakulam	1135835	2,250,025
B	CPF Level		
1.00	Program Cost		
1.1.1	Baseline data collection and compilation	30396	
1.1.2	Orientation workshop and developing monitoring formats by project functionaries at field	34912	
1.1.3	Annual review/Refresher training to project functionaries		
1.1.4	Project team quarterly review meetings	28086	
1.1.5	Field facilitators periodic review meeting		
	Enhancement of income from agriculture for the individual title holders of FRA		93,394



Handwritten signature



1.2.1	Training to 10 Community Field facilitators on FFS	255	
1.2.2	Training programme to farmers on agriculture practices Soil testing (micro Nutrient test for 10 samples, general soil fertility test in 500 samples with community contribution)		
1.2.3	Demonstration on agriculture package of practices		
1.2.4	Farmer field school (FFS) Meetings		
1.2.5	Follow up meetings with farmers		
1.2.6	Preparation of action plan of land development		
1.2.7	Exposure to Tribal farmers		
1.2.8	Collective Rights and sustainable management of Community Forest Resources under FRA		
1.2.9	Preparation and review of Sustainable management plan of CFR Starting follow up with FRCs on the processes of receiving Titles and sustainable management of forest resources	1416	
1.2.10	Enhancement of Livestock- based income		
1.2.11	Training to tribal farmers having ruminants		
1.2.12	Purchase of fodder seed for 100 Acres of common land @1200/Acre		
1.2.13	Developing 2 fodder nurseries (1 nursery in each cluster)		
1.2.14	Animal health camps with contribution from AHD		
1.2.15	Sensitising NTFP collectors to avail services from GCC		
1.2.16	Training to 10 community Field facilitators on linkages Awareness campaigns at village level to community members about NTFP prices and GCC services		
1.2.17	Improved access to health services Awareness campaigns at village level to community members on existing Govt. schemes and health care services especially anganwadi centre Improved access to education services Awareness campaigns at village level to community members on existing services		
1.2.18			1,671
	Policy lobbying and advocacy		
1.3.1	Video Documentary film		
1.3.2	ICT material about the project including case studies	5712	
1.3.3	Location level workshops		
1.3.4	State level Meetings to address issues related to FRA and Tribal Development	134662	
1.3.5	Preparation & Printing of 2 policy brief		140,374
	Travel Expenses		
1.4.1	Travel to 20 Community field facilitators with 5% annual hike	17855	
1.4.2	Travel to CPF staff with 5% annual hike	122103	
1.4.3	Travel to 2 Project coordinators(NGO Chief Functionary) at each location		
1.4.4	Travel to 4 technical coordinators at Location level		139,958
1.5.1	Annual partner meetings, BOT meetings with 5% annual hike	202218	
1.5.2	Annual report with 5% annual hike	53000	255,218
	Project related personnel costs		
1.6.1	Salary to Director with 10% Annual hike	544490	
1.6.2	Salary to Joint Director with 10% Annual hike		
1.6.3	Salary to 1 Sr.Program officers with 10% Annual hike	548302	
1.6.4	Salary to PMIS Programme Officer with 10% Annual hike	211366	
1.6.5	Salary to 2 Project Coordinator(NGO Chief functioneries) with 10% Annual hike 60% of time for project in 2 locations		
1.6.6	Salary to 4 Technical Coordinator with 10% Annual hike in 2 locations		
1.6.7	Staff benefits and allowances Honorarium to 20 Community field facilitators with 10% Annual hike(@150/per day for 20days/month)	96538	
1.6.8		32833	
1.6.9	Insurance to 20 Community field facilitators (Health and Accidental)	1731	1,435,260
	Total PROGRAM COST		
2	Administration and coordination Costs		
2.1.1	CPF Finance and Admin staff salaries with 10% annual hike	612877	
2.1.2	Finance and Admin staff salary with 10% annual hike(Location level)		
2.2.1	CPF Office rent and maintenance with 5% annual hike	465200	
2.2.2	Office rent and maintenance with 5% annual hike(Location level)		
2.2.3	Contribution towards MIS Maintenance	10000	
	Capital cost		
	at CPF head Office		
2.2.5	Laptop	17750	
2.2.6	Office Equipments	34950	
2.2.7	Furniture and Fixtures		
	Location level(No.2)		
2.2.8	Computers		
2.2.9	Office Equipments		
2.2.10	Furniture and Fixtures		
	Total Administration and coordination Costs		1,140,777
3	Evaluation		
4	Project Reserves		
	Grand Total		5,456,677



Arcel

S



Strengthening of Community forest resource management rights under FRA (Oxfam India)
(Schedule- 12)

S.No	PARTICULARS	Amount Rs.	Amount Rs.
A	Expenditure		
	Programme Expenses		
A.1	Preparation of Baseline report of 10 communities	10000	
A.2	Meetings at gramasabha, panchayath on CFR	29340	
	Broad Activity 2	0	
	Capacity building for project team and community on Preparation of CFR model	35320	
	Preparation of CFR management plan	90000	
	Institution building (CFR committee, FRC, block level federation)	57345	
	Broad Activity 3	0	
	Research study on gaps in policy	5000	
	Consultations on CFR at district	67523	
	Consultations on CFR at state level	10063	
	2 Round table meetings at state level	0	
	Campaign for CFR	19764	
	lands	0	
	Documentation and publication	102786	
	Program monitoring by senior team of CPF	100116	
	studies from senior team of CPF	93984	621241
	Personnel Cost		
	Salary to Sr.Programme Officer	68432	
	Salary to Project Coordinator	149208	
	Honorarium and travel to 2 facilitators	77000	294640
	Administration Cost		
	Share of office expenditure at field office	89547	89547
	Total Budget to CPF Level		1,005,428

Strengthening VSSs (AEI-CWS) (Schedule -13)


S.No	PARTICULARS	Amount Rs.	Amount Rs.
1	At Vanasamakhyia level		
1.1	Honorarium to Sr. Programme Executive	152900	
1.2	Honorarium to Programme Executive	102287	
1.3	Honorarium to Programme Associate	114945	
1.4	Travel to Sr. Programme Executive and Programme Executives	111595	481,727
2	At CPF level		
2.1	Documentation, reporting and publication	23000	
2.2	Trainings/meetings/ Workshops	60273	
2.3	Administration	36000	119,273
			601,000

Facilitating Readiness to Develop Community Forest Carbon Project in VSS, Medak Division(CFI) (Schedule -14)

S.No	PARTICULARS	Amount Rs.	Amount Rs.
1	Facilitation Cost to Partner NGOs registered under FCRA		
1.1	Seva Sangam-Medak	110000	
1.2	SCOPE	80000	
1.3	SEED	87500	277500
2	Staff time	28671	
3	Overheads including Field travel	15190	43,861
	Grand Total		321,361

Holistic Development of Chenchu community with due regard to Conservation (Schedule -15)

S.No	Particulars	Amount Rs.	Amount Rs.
A	PERSONNEL		
1	Program (CPF level)		
A.1.1	Salary to One Program officer at Field level with 10% Annual hike	227308	
A.1.2	Salary to 3 Technical Coordinators at field level with 10% Annual hike	324742	
A.1.3	Director's time (30 days in a year) with 10% Annual hike	62689	
A.1.4	Salary to Senior program officer (25% time) with 10% Annual hike	125991	
A.1.5	Accidental and medical Insurance to project staff at field	23349	
	Sub Total Salary Prg.	764079	
2	Admin(at CPF field office)		
A.2.1	Salary to Accounts cum Admin officer	85300	
A.2.2	Salary to Office assistant at field level	29014	
A.2.3	Accidental and medical Insurance to project staff at field level		
	Sub Total Salary Adm.	114314	
	Total Salary		878393
B	CAPITAL COST		



	at CPF field Office		
B.1	Computers-2		
B.2	Office Equipments		
B.3	Furniture and Fixtures		
B.4	Two Wheeler (3 no.)		
	NGO Level(2 NGOs)		
B.5	Computers		
B.6	Camera	1050	
	Total Capital Cost		1050
C	PROGRAM COST		
	CPF Level		
	Documentation and Reporting		
C.1	Mid term Evaluation	107556	
C.2	Video Documentary film	79565	
C.3	Project Broucher & updates		
C.4	Resource Material (Developing, Printing and Purchase)	27000	
	Capacity Building		
C.5	Orientation workshop and training LFA & developing monitoring formats for project functionaries at field	100,799	
C.6	Refresher to project functionaries	61,152	
C.7	Project launch workshop		
C.8	Divisional level workshops	11,678	
C.9	Awareness creation chenchu cultural groups on project		
C.10	Divisional level stakeholders meetings	26,638	
C.11	Project team review meetings	30,918	
C.12	Project Facilitators monthly review meetings	20,473	
C.13	Honorarium to 30 Project facilitators with 10% Annual hike	339,070	
C.14	Exposure to Progressive chenchu farmers	51,994	
C.15	Insurance to 30 project facilitators (Health and Accidental)	19,041	
C.16	Travel to 30 Project facilitators with 5% annual hike	9,740	
C.17	Consultancy charges to Resource Agencies	2,887	
	Forest		
C.18	Range level Meetings	4,660	
	Livelihoods		
	Agriculture		
C.19	Training to 30 Project facilitators on FFS		
C.20	Training to Progressive farmers on agriculture practices	11,558	
C.21	Demonstration on agriculture package of practices		
C.22	Demonstration on agriculture package of practices	97,245	
C.23	Farmer Field School Meetings	3,116	
C.24	Material Suport to Farmers of Agriculture	4,100	
	Fodder & Livestock		
C.25	Animal Health Camps	3,388	
C.26	Developing 3 Fodder Nurseries	1,000	
	NREG		
C.27	Preparation of action plan of land development		
	Forest Produce base Livelihoods		
C.28	Refresher training to 120 Honey Harvesters	6,540	
C.29	Yearly review meeting with honey harvesters	8,989	
	Health		
C.30	Awareness campaign on Health	10,298	
	Travel Cost		
C.31	Travel to CPF staff with 5% annual hike	237,575	
	Total Program Cost		1276980
D	OVERHEAD COST		
D.1	Rent, Electricity at Field office	32,500	
D.2	Telephone and internet at Field office	31,532	
D.3	Printing and Stationery at Field office	10,298	
D.4	Office Maintenance at Field office	34,974	
D.5	Computer Maintenance at Field office	3,925	
D.6	Postage at Field office	1,832	
D.7	Vehicle Maintenance -6 Motor Cycles	21,684	
D.8	Audit fee	43,354	
	Sub Total		180099
	Grants to Partners		
	Grants to Conare	745535	
	Grants to CHRD	666237	1411772
	Grand Total		3748294



S



